

14 Gallon PRO SERIES



SM314

Features

- 14 gallon tank with 5" fillwell and 1/2" outlet.
- Two formed steel channels bolt directly to the bottom of the tank. The rear bracket is used for the boom installation.
- 15" spray gun with adjustable nozzle. 15' lead hose (380RB).
- 12 volt continuous duty motor with a diaphragm pump with Viton® valves. Draws 4.7 amps @ 30 PSI (SM14 - 1.8 GPM)(SM314 - 3 GPM).



SM314
HYMB
80B10

- 3 GPM pump includes pressure gauge and regulator.
- 80" spray boom with 2 nozzles.
- 144" spray boom with 4 nozzles has spring loaded boom breakaway.
- Two booms available, all with spray nozzles and height adjustment to get correct spray pattern overlap.

NOTE: All 14 gallon sprayers are partially preassembled.

HOW TO ORDER 1. Choose desired Sprayer/Pump Model 2. Choose appropriate Accessories



Model and Pump

14 Gallon Skid Mount, No Boom, 1.8 GPM electric pump SM14	38 lbs.	\$435.00
14 Gallon Skid Mount, No Boom, 3 GPM electric pump, pressure gauge & regulating valve SM314	43 lbs.	\$547.00



Accessories

Universal Mounting Brackets for ATV cargo rack HYMB	2 lbs.	\$51.00
80" Two Nozzle Boom Assembly (40" spacing) 80B10	15 lbs.	\$126.00
144" Four Nozzle Boom Assembly (40" spacing) 144B14	33 lbs.	\$284.00
Tank, Frame, Mounting Brackets and Plumbing for two tank hookup on one ATV EX14KT	30 lbs.	\$215.00

25 Gallon PRO SERIES

Features

- 25 gallon tank with 5" fillwell and 1/2" outlet with agitation.
- Electric motor with a diaphragm pump and Viton® valves. Draws 9 amps @ 20 PSI (delivers 5 GPM). 35 PSI maximum spraying pressure.
- Heavy duty tube steel welded frame fits most ATV's. Tie down straps make mounting easy.
- 18" handgun with adjustable nozzle. 15' lead hose.
- Plumbing includes pressure gauge & regulator.
- 12' and 18' booms feature floodjet tips and spring loaded boom wing breakaway. 10 GPA at 4 MPH output.
- 21' or 30' Truss-T booms feature vertical and horizontal boom breakaway with 20" nozzle spacing.

Note: Do not exceed manufacturer's load limit.

Note: All 25 gallon ATV sprayers are partially preassembled.



9464047
DB12

HOW TO ORDER 1. Choose desired Sprayer/Pump Model 2. Choose appropriate Boom 3. Choose appropriate Accessories



Model and Pump

25 Gallon rear ATV Mount, 5 GPM electric pump, pressure gauge & regulating valve 9464047	74 lbs.	\$800.00
--	----------------------	---------	----------



Boom with Plumbing


12' Boom (1 section)(4 nozzles)(40" spacing) DB12	27 lbs.	\$231.00
18' Boom (1 section)(6 nozzles)(40" spacing) DB18	38 lbs.	\$325.00
21' Truss-T boom (1 section)(13 nozzles) See Components Section for tips DB21TDF	85 lbs.	\$944.00
30' Truss-T boom (1 section)(19 nozzles) See Components Section for tips DB30TDF	115 lbs.	\$1,181.00



Accessories

25 Gallon front tank with agitation, frame, mounting bracket and plumbing for two tank hookup on one ATV 9464048	40 lbs.	\$264.00
14 Gallon front tank with frame, mounting bracket and plumbing for two tank hookup on one ATV EX14KT	30 lbs.	\$215.00

40 Gallon PRO SERIES



9464077
80B25

Features

- 40 gallon tank with a sloped bottom sump for total drainage, 5" fillwell, and 1 1/4" outlet.
- Gallon and liter markings on the tank.
- Agitation is standard on all tanks.
- Special molded-in baffling in bottom of tank for enhanced agitation.
- Rugged 12 gauge formed steel skid frame.
- Bolt on tongue and axle with 15 x 6 flotation turf tires on silver rims for trailer models.
- Pressure regulator.
- Electric motor, diaphragm pump with Viton® valves. Draws 9 amps @ 20 PSI (delivers 5 GPM).
- Handgun with 15' spray hose (380RB).
- 80" spray boom with 2 nozzles (AN1.5). 12' boom with 4 nozzles and spring loaded boom breakaway or 18' boom with 6 nozzles.
- Skid dimensions 26.5" wide x 34" long x 21" high.
- Rear mount fits category "1" three-point.



9464063
80B25



9464084
DB12

NOTE: All 40 gallon sprayers are partially preassembled.

HOW TO ORDER Choose in this order: 1. Model 2. Boom 3. Accessories



Model and Pump

40 gallon skid mount with 5 GPM electric pump. Skid base is 26 1/2" wide x 34" deep.	9464063	112 lbs.	\$1,000.00
40 gallon trailer with 5 GPM electric pump	9464077	154 lbs.	\$1,178.00
40 gallon rear mount with 5 GPM electric pump	9464084	139 lbs.	\$1,053.00



Boom with Plumbing

80" Boom (2 nozzles)(40" spacing)	80B25	10 lbs.	\$106.00
12' Boom (4 nozzles)(40" spacing)	DB12	27 lbs.	\$231.00
18' Boom (6 nozzles)(40" spacing)	DB18	38 lbs.	\$325.00
2 Nozzle Boomless Kit (includes 2 FC-XT010 tips, sprays approximately 30')	9428147	8 lbs.	\$229.00



Accessories

Hose Reel with 50' of 3/8" hose (uses existing handgun)	9428114	20 lbs.	\$210.00
Lawn & turf gun with #3 nozzle	25660-3	1 lbs.	\$113.00
LTL freight shipments require crating	CRATE		Net. \$53.00

60 Gallon PRO SERIES



Features

- 60 gallon tank with a sloped bottom sump for total drainage, 5" fillwell, and 1 1/4" outlet.
- Gallon and liter markings on the tank.
- Agitation is standard on all tanks.
- Special molded-in baffling in bottom of all tanks for enhanced agitation.
- Pocket on top side of tank to hold two 1 gallon jugs or one 2 1/2 gallon jug for chemical or fresh water.
- Rugged 12 gauge formed steel skid frame.
- 18 x 9.50 flotation tires on silver rims for trailer models.
- Electric motor, diaphragm pump with Viton® valves will deliver 5 GPM. Draws 9 amps at 20 PSI.
- 3 HP Honda® engine with centrifugal pump will deliver 12 GPM @ 50 PSI - 65 PSI maximum pressure. Fertilizer and Roundup® ready compatible.
- 3.5 HP Briggs and Stratton engine with C4101GE pump delivering 6.6 GPM at 2600 RPM and 50 PSI. 150 PSI max.
- 4 HP Honda® with 4 roller "Silver Cast" pump (XL4101).
- Hypro® 6 roller PTO pump (C6500D) will deliver 8 GPM at 540 RPM and 50 PSI. 150 PSI max.
- Handgun with 15' hose (380RB).
- 80" spray boom with 2 nozzles (AN1.5), 12' spray boom with 4 nozzles and spring loaded boom breakaway or 18' boom with 6 nozzles.
- Skid dimensions 26.5" wide x 34" long x 30" high.

NOTE: All 60 gallon sprayers are partially preassembled.



9428114
Hose reel


HOW TO ORDER Choose in this order: 1. Model 2. Boom 3. Accessories

Model and Pump	Weight	Price
60 Gallon Skid with electric 5 GPM pump. Skid base is 26 1/2" wide x 34" deep.	122 lbs.	\$1,076.00
60 Gallon Skid with 3.5 HP B&S engine and C4101GE pump Skid base is 26 1/2" wide x 34" deep.	165 lbs.	\$1,605.00
60 Gallon Skid with 4 HP Honda® and "Silver Cast" pump (XL4101) Skid base is 26 1/2" wide x 34" deep.	165 lbs.	\$2,183.00
60 Gallon Skid with Ace centrifugal pump and 3 HP Honda® engine (1-section).	165 lbs.	\$2,125.00
60 Gallon Skid with Ace centrifugal pump and 3 HP Honda® engine (3-section).	165 lbs.	\$2,321.00
60 Gallon Trailer with electric 5 GPM pump	186 lbs.	\$1,377.00
60 Gallon Trailer with 3.5 HP B&S engine and C4101GE pump	229 lbs.	\$1,901.00
60 Gallon Trailer with 4 HP Honda® and "Silver Cast" pump (XL4101)	229 lbs.	\$2,479.00
60 Gallon Trailer with Ace centrifugal pump and 3 HP Honda® engine (1-section).	165 lbs.	\$2,427.00
60 Gallon Trailer with Ace centrifugal pump and 3 HP Honda® engine (3-section).	165 lbs.	\$2,620.00
60 Gallon Rear Mount with electric 5 GPM pump	149 lbs.	\$1,122.00
60 Gallon Rear Mount with PTO 6 roller pump for 80", 12', or 18' boom (1-section)	168 lbs.	\$1,289.00
60 Gallon Rear Mount with PTO 6 roller pump for 21', 28', or 30' boom (3-section)	183 lbs.	\$1,481.00
Boom with Plumbing		
80" Boom (2 nozzles)(40" spacing)(1-section)	10 lbs.	\$106.00
12' Boom (4 nozzles)(40" spacing)(1-section)	27 lbs.	\$231.00
18' Boom (6 nozzles)(40" spacing)(1-section)	38 lbs.	\$325.00
2 Nozzle Boomless Kit Electric Pump (sprays approximately 30')	8 lbs.	\$229.00
2 Nozzle Boomless Kit Roller/Centrifugal Pump (sprays approximately 30')	8 lbs.	\$265.00
21' Truss-T, rear cross-fold boom (13 nozzles) spray tips not included (3-section)	85 lbs.	\$944.00
30' Truss-T, rear cross-fold boom (19 nozzles) spray tips not included (3-section)	115 lbs.	\$1,181.00
Accessories		
Hose Reel with 50' of 3/8" hose (uses existing handgun)	20 lbs.	\$210.00
Lawn & Turf Gun with #3 nozzle	1 lbs.	\$113.00
LTL freight shipments require crating		CRATE

80 Gallon PRO SERIES

Features

- 80 gallon tank with a sloped bottom sump for total drainage, 5" fillwell, and 1 1/4" outlet.
- Gallon and liter markings on the tank.
- Agitation standard on all tanks.
- Special molded-in baffling in bottom of tanks for enhanced agitation.
- Pocket on top side of tank for extra chemical or fresh water jug.
- Rugged 12 gauge formed steel skid frame.
- 18 x 9.50 flotation tires on silver rims for trailer models.
- Electronic, diaphragm pump with Viton® valves will deliver 5 GPM. Draws 9 amps at 20 PSI.
- 3 HP Honda® engine with centrifugal pump will deliver 12 GPM @ 50 PSI - 65 PSI maximum pressure.
- 3.5 HP Briggs and Stratton engine with C4101GE pump delivering 6 GPM at 2600 RPM and 50 PSI. 150 PSI max.
- 4 HP Honda® with "Silver Cast" pump (XL4101).
- Hypro® 6 roller PTO pump (C6500D) will deliver 8 GPM at 540 RPM and 50 PSI. 150 PSI max.
- Handgun with 15' hose (380RB).
- 80" spray boom with 2 nozzles (AN1.5), 12' spray boom with 4 nozzles and spring loaded boom break away or 18' boom with 6 nozzles.
- Rear mount fits category "1" three-point.
- Skid dimensions 26.5" wide x 34" long x 39" high.



9464090
DB21TDF
Hose Reel optional



2 Nozzle
Boomless Kit



9464104
DB12



9464088
DB12

NOTE: All sprayers are partially preassembled.

HOW TO ORDER Choose in this order: 1. Model 2. Boom 3. Accessories



Model and Pump

80 Gallon Skid with electric 5 GPM pump. Skid base is 26 1/2" wide x 34" deep.	9464065	138 lbs.	\$1,178.00
80 Gallon Skid with 3.5 HP B&S engine and C4101GE pump Skid base is 26 1/2" wide x 34" deep.	9464067	181 lbs.	\$1,743.00
80 Gallon Skid with 4 HP Honda® and "Silver Cast" pump (XL4101) Skid base is 26 1/2" wide x 34" deep.	9464069	181 lbs.	\$2,334.00
80 Gallon Skid with Ace centrifugal pump and 3 HP Honda® engine (1-section).	9464102	181 lbs.	\$2,190.00
80 Gallon Skid with Ace centrifugal pump and 3 HP Honda® engine (3-section).	9464097	181 lbs.	\$2,382.00
80 Gallon Trailer with electric 5 GPM pump	9464079	202 lbs.	\$1,508.00
80 Gallon Trailer with 3.5 HP B&S engine and C4101GE pump	9464081	245 lbs.	\$2,059.00
80 Gallon Trailer with 4 HP Honda® and "Silver Cast" pump (XL4101)	9464083	245 lbs.	\$2,651.00
80 Gallon Trailer with Ace centrifugal pump and 3 HP Honda® engine (1-section).	9464104	181 lbs.	\$2,563.00
80 Gallon Trailer with Ace centrifugal pump and 3 HP Honda® engine (3-section).	9464106	181 lbs.	\$2,757.00
80 Gallon Rear Mount with electric 5 GPM pump	9464086	165 lbs.	\$1,254.00
80 Gallon Rear Mount with PTO 6 roller pump for 80", 12', or 18' boom (1-section)	9464088	184 lbs.	\$1,426.00
80 Gallon Rear Mount with PTO 6 roller pump for 21', 28', or 30' boom (3-section)	9464090	199 lbs.	\$1,647.00



Boom with Plumbing

80" Boom (2 nozzles)(40" spacing)(1-section)	80B25	10 lbs.	\$106.00
12' Boom (4 nozzles)(40" spacing)(1-section)	DB12	27 lbs.	\$231.00
18' Boom (6 nozzles)(40" spacing)(1-section)	DB18	38 lbs.	\$325.00
2 Nozzle Boomless Kit Electric Pump (sprays approximately 30')	9428147	8 lbs.	\$229.00
2 Nozzle Boomless Kit Roller/Centrifugal Pump (sprays approximately 30')	9428149	8 lbs.	\$265.00
21' Truss-T, rear cross-fold boom (13 nozzles) spray tips not included (3-section)	DB21TDF	85 lbs.	\$944.00
30' Truss-T, rear cross-fold boom (19 nozzles) spray tips not included (3-section)	DB30TDF	115 lbs.	\$1,181.00




Accessories

Hose Reel with 50' of 3/8" hose (uses existing handgun)	9428114	20 lbs.	\$210.00
Lawn & turf gun with #3 nozzle	25660-3	1 lbs.	\$113.00
LTL freight shipments require crating	CRATE		Net. \$53.00

110 & 150 Gallon PRO SERIES

Features








- 110 or 150 gallon polyethylene tank features sump, molded sight gauge and large fillwell with a no-splash fillwell cover. 5 GPM electric and gas engine roller pump units include agitation in tank.
- Heavy duty formed steel skid frame (W-30" x L-70").
- Electric motor, diaphragm pump with Viton® valves. Draws 9 amps @ 20 PSI (delivers 5 GPM). Max. pressure is 35 PSI.
- 3 HP Honda® or 3.5 HP B&S with centrifugal pump with deliver of 12 GPM @ 50 PSI, 65 PSI maximum pressure. Fertilizer and Roundup® compatible.
- Hypro® engine driven roller pump (C4101) delivers a max. 6.6 GPM at 2600 RPM (open flow). Max. pressure is 150 PSI.
- Hypro® engine driven straight centrifugal pump: Pump delivers 94 GPM at 30 PSI. Max. pressure is 70 PSI.
- Ace engine driven centrifugal pump delivers 19 GPM max. and 40 PSI max. with 3.5 HP Briggs & Stratton engine.
- 18" handgun with 15' hose (380RB).
- 12' and 18' booms feature floodjet tips (ANI.5 with 40' nozzle spacing) and spring loaded boom wing breakaway.
- 21' Truss-T boom features vertical and horizontal boom breakaway with 20" nozzle spacing. Spray tips are not included. 10 GPA maximum output when used with electric pump.



Optional Lawn & Turf Handgun

NOTE: All sprayers are partially preassembled.

HOW TO ORDER Choose in this order: 1. Tank 2. Frame 3. Plumbing 4. Engine 5. Pump 6. Boom 7. Accessories

	Tank			
	110 Gallon Tank with agitation	P110 24A	40 lbs.	\$398.00
	150 Gallon Tank with agitation	P150 30A	50 lbs.	\$489.00
	Frame			
	110 Gallon Skid Frame	9464035	105 lbs.	\$535.00
	150 Gallon Skid Frame	9464036	110 lbs.	\$575.00
	Plumbing			
	5 GPM Electric pump plumbing kit (pump included)	9465008	10 lbs.	\$559.00
	4 Roller pump plumbing kit (1 Section) (engine/pump not included)	SMR	36 lbs.	\$482.00
	4 Roller pump plumbing kit (3 Section) (engine/pump not included)	SMR3	36 lbs.	\$593.00
	Centrifugal plumbing kit (1 Section) (engine/pump not included)	9465009	36 lbs.	\$474.00
	Centrifugal plumbing kit (3 Section) (engine/pump not included)	9465010	36 lbs.	\$685.00
	Centrifugal plumbing kit (1 Section) (3.5 HP B&S engine/pump included)	9465128	36 lbs.	\$1,100.00
	Centrifugal plumbing kit (1 Section) (3 HP Honda® engine/pump included)	9465129	36 lbs.	\$1,508.00
	Engines			
	3.5 HP B&S	GE3HP	28 lbs.	\$538.00
	4 HP Honda®	GH4HP	30 lbs.	\$1,060.00
	5.5 HP Honda® with centrifugal pump	DHC155H	65 lbs.	\$1,690.00
	6.5 HP with centrifugal pump	DHC155	53 lbs.	\$986.00
	Pumps			
	4 Roller pump	C4101	5 lbs.	\$159.00
	4 Roller "Silver Cast" pump	XL4101	5 lbs.	\$426.00
	Booms with Plumbing			
	12' Boom (4 Nozzles)(40" spacing)(1 Section)	DB12	27 lbs.	\$231.00
	18' Boom (6 Nozzles)(40" spacing)(1 Section)	DB18	38 lbs.	\$325.00
	21' Truss-T Boom (13 Nozzles) spray tips not included (3 Section)	DB21T	85 lbs.	\$699.00
	Accessories			
	Hose Reel with 100' of 1/2" Hose. Reel will hold 200'.	9428035	90 lbs.	\$712.00
	1/2" Rubber Hose	120RB	per foot	\$1.40
	Lawn and Turf handgun	25660-3	1 lbs.	\$113.00
	LTL freight shipments require crating	CRATE		Net. \$53.00

150 & 200 Gallon PRO SERIES

Features

- 150 or 200 gallon polyethylene elliptical tank features jet agitation, sump, molded sight gauge and fillwell with a no-splash fillwell cover.
- Trailer frame features height adjustment of up to 18" ground clearance, walking tandem axles with 22 x 11 x 8 pneumatic tires, or single axle with 24 x 12 turf tires, adjustable wheel spacing of (44" to 90" centers tandem)(72" to 90" singles).
- 2" ball coupler hitch.
- Walking tandems feature "lock out" for rigid axle spraying.
- 2½ gallon clean water tank is mounted for added safety.
- PTO driven roller pump: Hypro® cast iron 6 roller pump (C6500D) delivers a maximum of 9.7 GPM at 540 RPM (open flow).
- Hypro® engine driven straight centrifugal pump: Pump delivers 94 GPM at 30 PSI. Maximum pressure is 70 PSI.
- Demco's 21', 30' and 40' Truss-T booms feature horizontal and vertical break-away hinges and ½" rubber hose with no-drip diaphragm check nozzles spaced at 20". 8' transport width.

Note: Sprayer is less spray tips. Factory set up is available.

HOW TO ORDER Choose in this order: 1. Tank/Trailer Frame Assembly with Tires 2. Pump and Plumbing 3. Controls 4. Boom 5. Accessories



Tank/Trailer Frame Assembly

150 Gallon Tandem Axle Tank and Trailer Assembly	9464055	580 lbs.	\$3,908.00
200 Gallon Tandem Axle Tank and Trailer Assembly	9464056	610 lbs.	\$4,128.00
150 Gallon Single Axle Tank and Trailer Assembly	9464058	545 lbs.	\$3,591.00
200 Gallon Single Axle Tank and Trailer Assembly	9464059	575 lbs.	\$3,629.00



Pumps and Plumbing Kit

NOTE: For Pump Specifications, see Components section

6.5 HP PowerPro™ Gas Engine with Centrifugal Pump and Plumbing Kit	9970400	75 lbs.	\$1,433.00
5.5 HP Honda® Gas Engine with Centrifugal Pump and Plumbing Kit	9465029	75 lbs.	\$2,128.00
PTO Mounted 6 Roller Pump and Plumbing Kit	9970100	35 lbs.	\$627.00
PTO Mounted 6 Roller "Silver Cast" Pump and Plumbing Kit	9465025	35 lbs.	\$937.00



Controls

Manual Control Valves	9465037	5 lbs.	\$179.00
Electric Solenoid Control Valves	9465038	15 lbs.	\$1,119.00
Raven® 440 Sprayer Control with Ball Valves	9428106	15 lbs.	\$4,509.00



Boom with Plumbing

NOTE: Order Spray Tips separately (see Components section)

21' Truss-T, rear cross-fold boom (13 nozzles) spray tips not included	DB21TDF	85 lbs.	\$944.00
30' Truss-T, rear cross-fold boom (19 nozzles) spray tips not included	DB30TDF	115 lbs.	\$1,181.00
40' Truss-T, rear cross-fold boom (25 nozzles) spray tips not included	DB40TDF	170 lbs.	\$1,580.00



Accessories

Factory setup (Boom may be removed for shipping.)	SU157		Net \$395.00
Hose Reel with 100' of ½" Hose. Reel will hold 200' (Handgun included)	DHR	95 lbs.	\$792.00
½" Rubber Hose	120RB	per foot	\$1.40
Handgun	DBHGL	13 lbs.	\$238.00
Fence Line Spray Kit, Manual	9428003	5 lbs.	\$80.00