



MASTER PRICE SHEETS



This list supersedes all previous lists.

USA

MACHINE PRICES AND SPECIFICATIONS

Effective July 24, 2023

5000 TITAN II ROCK PICKER

PICKER FEATURES

- Dumping height - 79" (2007 mm)
- Hopper capacity - 5 cu. yds. (3.82 m³)
- 450 BHN Steel teeth and T-iron tops for extra-long life
- Hydraulic Pivoting hitch
- Picks rocks - 2" - 27" (5cm - 69cm)
- Required horsepower -125 HP (93 kW)
- Required tractor hydraulic capacity at 4 remote outlets
12 GPM@2200PSI, 4 remote outlets
- Case Drain Required
- Recommended Reel Speed 36 rpm

~ ~ Selection 1 ~ Choose a Basic Unit ~ ~

		Price USA	Wt/LBS
R801-100	5000 TITAN II Rock Picker 5 cu.yd. bucket, 6.5 ft Dump Height, Hydraulic Swing Hitch	60,687.00	
R800-200	Optional Rock Deflector	505.00	

~ ~ Selection 2 ~ Reel and Grates ~ ~

R801-200	Grate and Reel c/w Narrow 1 1/2" spacing, 450 BHN Steel Teeth and T-iron	32,334.00	
R801-225	Grate and Reel c/w Wide 3 9/32" spacing, 450 BHN Steel Teeth and T-iron	28,555.00	

~ ~ Selection 3 ~ Reel and Grates ~ ~

R800-250	Flow Control Kit		384.00
R800-800	Containerized/Racked	Net	1,500.00
R800-810	Set up for loading	Net	400.00
	Setup For Towing	Net	600.00

PREDELIVERY SERVICE IS REQUIRED BY DEALER OR END USER

- * Schulte Industries Ltd. reserves the right to adjust prices and/or surcharges at any time.
- * Prices subject to any applicable taxes.
- * Prices and surcharges are those in effect at time of shipment.

This list supersedes all previous lists.



USA

MACHINE PRICES AND SPECIFICATIONS

Effective July 24, 2023



RWP-1935



PICKER / WINDROWER COMBO

PICKER FEATURES

- Dumping height of over 8-1/2' (2.6m)
- Hopper capacity - 3.5 cu. yds. (2.68 m³)
- Hard surfaced teeth & batt reels for extra-long life
- Adjustable working widths of 16' - 19' (4.8m - 5.8m)
- Picks rocks - 2" - 27" (5cm - 69cm)
- Adjustable working depths down to 4.25" (11 cm)
- Separate hydraulic adjustment of windrower & reel speeds
- Minimum horsepower -125 HP (93 kW)
- Required tractor hydraulic capacity - 16 GPM with two remotes
- Recommended reel speed - 40 rpm
- Case drain required
- PTO required to run hydraulic pump that is available in 3 standard shaft sizes

~ ~ Selection 1 ~ Choose a Basic Unit ~ ~

		Price USA	Wt/LBS
R190-100	RWP-1935 Rock Picker / Rock Windrower Combo Base Unit	152,999.00	

~ ~ Selection 2 ~ Hydraulic Pump Options ~ ~

R190-300	540 RPM Hydraulic Pump, 1-3/8" 6 Spline	5,241.00	
R190-310	1000 RPM Hydraulic Pump, 1-3/8" 21 Spline	5,600.00	
R190-320	1000 RPM Hydraulic Pump, 1-3/4" 20 Spline	6,580.00	

~ ~ Selection 3 ~ Options ~ ~

R190-250	Reel Guard Option	513.00	
	Setup For Shippig	Net	2,600.00

PREDELIVERY SERVICE IS REQUIRED BY DEALER OR END USER

* Schulte Industries Ltd. reserves the right to adjust prices and/or surcharges at any time.
 * Prices subject to any applicable taxes.
 * Prices and surcharges are those in effect at time of shipment.



This list supersedes all previous lists.

USA

MACHINE PRICES AND SPECIFICATIONS

Effective July 24, 2023



RS 320 'JUMBO' ROCK PICKER



PICKER FEATURES

- Hydraulic cylinders & hoses
- Grated buckets
- Extended hitch poles
- Pivoting hitch
- Safety chain

TRACTOR HYDRAULIC REQUIREMENTS

Rock pickers, hydraulically driven, **require closed center** dual remote outlets with a minimum of 12 gallons per minute flow at 1750 psi.

~ ~ Selection 1 ~ Choose a Basic Unit ~ ~

		Price USA	Wt/lbs
1)	90-100 RS320 'Jumbo' Rock Picker, conveyer type, hydraulic drive, semi hi-lift, 4 batt, 3.2 cubic yard grated bucket c/w pivoting hitch, 16.5x16.1x10 Ply Tires	51,735.00	5086

~ ~ Selection 2 ~ Extra Options ~ ~

1)	431-00 Hydraulic Motor Valve Kit for RS320 Rock Picker	3,762.00	40
2)	S000-075 Safety Light Kit	873.00	31
3)	90-250 Hydraulic Swing Hitch (For RS320 Only)	662.00	70

Setup For Loading	Net	250.00
Setup For Towing	Net	300.00

IMPORTANT: Safety Chain Kit & Safety Light Kit must be used at all time when moving equipment on any type of road.

* Schulte Industries Ltd. reserves the right to adjust prices and/or surcharges at any time.
 * Prices subject to any applicable taxes.
 * Prices and surcharges are those in effect at time of shipment.



MASTER PRICE SHEETS



This list supersedes all previous lists.

USA

MACHINE PRICES AND SPECIFICATIONS

Effective July 24, 2023



2500 GIANT PICKER



PICKER FEATURES

- Hydraulic cylinders & hoses
- Grated buckets
- Extended hitch poles
- Pivoting hitch
- Safety chain

TRACTOR HYDRAULIC REQUIREMENTS

Rock pickers, hydraulically driven, **require closed center** dual remote outlets with a minimum of 12 gallons per minute flow at 1750 psi.

~ ~ Selection 1 ~ Choose a Basic Unit ~ ~

		Price USA	Wt/lbs
1)	R100-001 2500 Giant Big Bucket Rock Picker, reel type, pivoting hitch, rock deflector, hydraulic drive, semi hi-lift, 16.5x16.1x10 Ply Tires	30,695.00	4626
	<i>Choose one:</i> (2500 only)		
a)	R100-190 Contractor Heavy Duty Grate and Reel Assembly, <i>Narrow Space c/w Replaceable Teeth, 1-1/2" Spacing</i>	18,149.00	
b)	R100-210 Grate & Reel Assembly, <i>Narrow Space c/w Replaceable Teeth, 1-1/2" Spacing</i>	14,119.00	
c)	R100-215 Heavy Duty Grate & Reel Assembly, <i>Wide Space c/w Replaceable Teeth, 3-9/32" Spacing</i>	15,561.00	

~ ~ Selection 2 ~ Choose a Hitch Pole ~ ~

2)	R400-140 Longer Bent Hitch Pole	2,426.00	
	<i>Pick one of the Following:</i>		
a)	R100-265 Standard Hydraulics (Longer Hitch Only)	326.00	
b)	R100-270 Hydraulics w/ Flow Control Kit (Longer Hitch Only)	600.00	
c)	R100-275 Hydraulics w/ Motor Valve Kit (Longer Hitch Only) <i>(For tractors with open center hydraulics)</i>	3,515.00	

- * Schulte Industries Ltd. reserves the right to adjust prices and/or surcharges at any time.
- * Prices subject to any applicable taxes.
- * Prices and surcharges are those in effect at time of shipment.



MASTER PRICE SHEETS



This list supersedes all previous lists.

USA

MACHINE PRICES AND SPECIFICATIONS

Effective July 24, 2023



2500 GIANT PICKER



~ ~ **Selection 3** ~ **Extra Options** ~ ~

1)	R100-300	CE Shield Kit for 2500 Rock Picker	5,532.00	783
2)	S000-039	Safety Light Kit	772.00	31
3)	R400-255	Hydraulic Swing Hitch <i>(Longer Hitch Only)</i>	503.00	
		Setup For Loading	Net	250.00
		Setup For Towing	Net	300.00

IMPORTANT: Safety Chain Kit & Safety Light Kit must be used at all time when moving equipment on any type of road.

* Schulte Industries Ltd. reserves the right to adjust prices and/or surcharges at any time.
 * Prices subject to any applicable taxes.
 * Prices and surcharges are those in effect at time of shipment.



This list supersedes all previous lists.

USA

MACHINE PRICES AND SPECIFICATIONS

Effective July 24, 2023



SRW-1400 - Mechanical Rock Windrower

SRW-1400H - Hydraulic Drive Rock Windrower



SPECIFICATIONS

- Horsepower Required --- 40hp to 150hp, 540 rpm
- Maximum Ground Speed -- 5mph
- Recommended Ground Speed -- 2mph
- Drum Speed -- 117 rpm @ 540 input (Mechanical)

- Tires - ST205 90-15, D Load Range
- Transport Width -- 7.75'
- Transport Length -- 235"
- Hydraulic Drive Requires 15 GPM/ 57 LPM Hydraulic Flow

HOW TO ORDER: You must select from 1, 2 and 3 to receive a complete rock windrower. To receive additional options, choose from selection 4.

~ ~ Selection 1 ~ Choose a Basic Unit ~ ~

			Price USA
1)	R210-100	SRW1400 Base Unit (Required)	26,653.00

~ ~ Selection 2 ~ Choose Drive System ~ ~

1)	R210-750	Mechanical Drive System (540 RPM 40-150 HP) OR	5,096.00
1)	R210-700	Hydraulic Drive System (15 GPM Flow Minimum Needed)	3,119.00

~ ~ Selection 3 ~ Choose Drum Type ~ ~

1)	R210-180	SRW1400 Drum With Bolt On Teeth (Required)	12,098.00

~ ~ Selection 4 ~ Choose Hydraulic Kit ~ ~

1)	R210-270	Complete Hydraulic Cylinder Kit consisting of (2) 3 x 8 hydraulic cylinders c/w depth stops, steel lines, hoses and fittings (required to operate windrower)	1,115.00

PREDELIVERY SERVICE IS REQUIRED BY DEALER OR END USER

* Schulte Industries Ltd. reserves the right to adjust prices and/or surcharges at any time.
 * Prices subject to any applicable taxes.
 * Prices and surcharges are those in effect at time of shipment.



This list supersedes all previous lists.

USA

MACHINE PRICES AND SPECIFICATIONS

Effective July 24, 2023

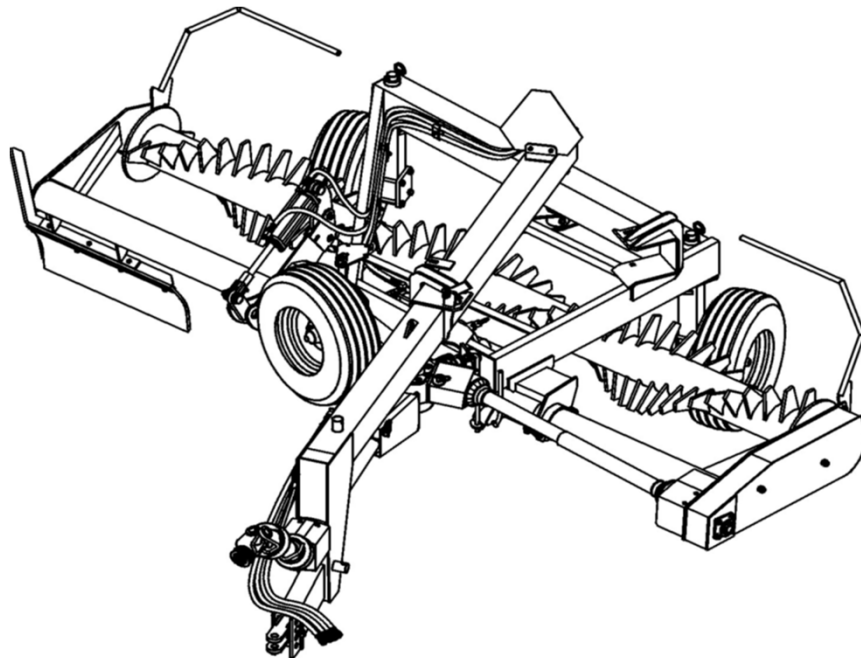


SRW-1400 - Mechanical Rock Windrower
SRW-1400H - Hydraulic Drive Rock Windrower



~ ~ **Selection 5 ~ Extra Options** ~ ~

			Price USA
1)	R210-200	High Speed Sprocket (for gravel reclamation)	378.00
2)	R200-220	CE Shield Kit for SRW1400	3,602.00
3)	S000-065	Safety Light Kit for SRW1400	837.00
		Assembly Charge	Net 500.00



PREDELIVERY SERVICE IS REQUIRED BY DEALER OR END USER

* Schulte Industries Ltd. reserves the right to adjust prices and/or surcharges at any time.
 * Prices subject to any applicable taxes.
 * Prices and surcharges are those in effect at time of shipment.

This list supersedes all previous lists.



USA

MACHINE PRICES AND SPECIFICATIONS

Effective July 24, 2023



SRW-1000 Rock Windrower



SPECIFICATIONS

- Horsepower Required --- 40hp to 150hp (30-112KW), 540rpm
- Maximum Ground Speed -- 5mph (8kph)
- Recommended Ground Speed -- 2mph (3kph)
- Drum Speed -- 117 rpm @ 540 input
- Drum Width -- 10 ft (3.05 m)
- Tires - Forklift Tire 6.5 x 10, 10 ply
- Transport Width -- 7.75'
- Transport Length -- 235"
- Weight -- 2660 lbs (1206 kg)

~ ~ **Selection 1 ~ Choose a Basic Unit** ~ ~

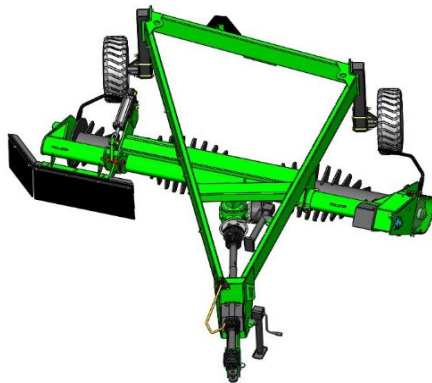
		Price USA	Wt/lbs
R900-100	SWR1000 Standard 10 ft unit	25,889.00	
R900-200	Safety Light Kit (Required in North America)	851.00	

~ ~ **Selection 2 Tire Kit** ~ ~

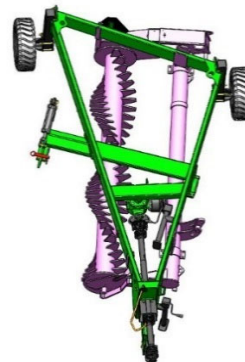
210-175WG	Forklift Tire 6.5 x 10, 12 ply on 2 pce 5 bolt rim	445.00	
-----------	--	---------------	--

~ ~ **Selection 3 ~ Extra Options** ~ ~

R000-200	High Speed Sprocket		198.00
R900-800	Shipping Kit	Net	281.00
	Assembly	Net	400.00



Assembled unit



Shipping kit installed ready for truck

* Schulte Industries Ltd. reserves the right to adjust prices and/or surcharges at any time.
 * Prices subject to any applicable taxes.
 * Prices and surcharges are those in effect at time of shipment.



This list supersedes all previous lists.

USA

MACHINE PRICES AND SPECIFICATIONS

Effective July 24, 2023



SRW800 Rock Windrower



SPECIFICATIONS

- | | |
|---|-------------------------------------|
| - Variable Hydraulic Drum Angle 0 degrees to 18 degrees | - Drum Speed -- 102 rpm @ 540 input |
| - Horsepower Required --- 35hp to 100hp | - Tires -- 16.5 x 6.5 x 8 ply |
| - Maximum Ground Speed -- 5mph | - Transport Width -- 8.5' |
| - Recommended Ground Speed -- 2mph | - Transport Length -- 67" |

HOW TO ORDER: You must select from 1 and 2 to receive a complete rock windrower.
 To receive additional options, choose from selection 3.

~ ~ **Selection 1 ~ Choose a Basic Unit** ~ ~

		Price USA	Wt/lbs
1)	R300-000 SRW800 Standard 8' Unit	17,740.00	1350

~ ~ **Selection 2 ~ Choose a Destination Code** ~ ~

Please select the destination of the windrower for proper Decals and Manuals.

1)	R300-NA North America and Australia	46.00
2)	R300-FR France	144.00
3)	R300-SE Sweden	107.00
4)	R300-RU Russian	107.00

~ ~ **Selection 3 ~ Extra Options** ~ ~

1)	R300-130 CE Shield Kit for SRW800	1,521.00	167
2)	R000-200 High Speed Sprocket (for gravel reclamation)	198.00	9
	Assembly Charge	Net 200.00	

PREDELIVERY SERVICE IS REQUIRED BY DEALER OR END USER

- * Schulte Industries Ltd. reserves the right to adjust prices and/or surcharges at any time.
- * Prices subject to any applicable taxes.
- * Prices and surcharges are those in effect at time of shipment.



This list supersedes all previous lists.

Effective July 24, 2023

USA

MACHINE PRICES AND SPECIFICATIONS

SMR-800 Multi Skid-steer Windrower/Landscape Rake

SPECIFICATIONS

Weight (approximate)	1900 lbs (862 kg)	Drum width	89" (2.26 m)
Transport width	102" (2.59 m)	Tires	23" forklift (58 cm)

~ ~ Selection 1 ~ Choose a Basic Unit ~ ~

USA LIST

R500-100	Skid-steer Windrower Base Unit	6,511.00
----------	--------------------------------	----------

~ ~ Selection 2 ~ Choose One Correct Harness (With Hydraulic Rotating Opt only) ~ ~

R500-315	Interface Harness, JCB/Takeuchi	295.00
R500-320	Interface Harness, Volvo	295.00
R500-325	Interface Harness, Kubota	295.00
R500-330	Interface Harness for CNH	295.00
R500-335	Interface Harness for Cat (14 pin)	295.00
R500-340	Interface Harness for JohnDeere	295.00
R500-345	Electric Harness With Switch Box	758.00
R500-350	Interface Harness for Bobcat	1,577.00

~ ~ Selection 3 ~ Choose Drum Configuration ~ ~

R500-115	Standard Drum	4,679.00
	Choose One:	
R500-185	2.5 Inch 450 BHN Steel Replaceable Teeth or	1,389.00
R500-180	4 Inch 450 BHN Steel Replaceable Teeth	1,940.00

~ ~ Selection 4 ~ Choose Mount ~ ~

R500-130	Standard Rigid Mount	1,611.00
R500-135	Floating Mount	2,905.00

~ ~ Selection 5 ~ Choose Wheel Option (must pick) ~ ~

R500-610	Standard Wheels	3,181.00
----------	-----------------	----------

~ ~ Selection 6 ~ Choose Rotation ~ ~

R500-205	Hydraulic Rotating option	3,640.00
R500-210	Manual Pivot Option	608.00

~ ~ Selection 7 ~ Choose Flow Option ~ ~

R500-215	Drive Option 8.0 CU.IN. Motor	1,418.00
R500-220	Drive Option 15.0 CU.IN. Motor	2,285.00
R500-225	Drive Option 9.9 CU.IN. Motor	2,202.00
R500-240	Drive Option 12.5 CU.IN. Motor	2,248.00
R500-230	Drive Option 19.0 CU.IN. Motor	2,332.00
R500-235	Drive Option 24.0 CU.IN. Motor	2,482.00
	Assembly	Net 200.00

Use this flow chart to determine the proper Drive option

GPM @2500PSI	MOTOR SIZE (CU.IN.)					
	8	9.9	12.5	15	19	24
18	240	183	147	122	97	73
20	264	206	167	136	109	82
22	290	227	182	150	120	90
25	332	259	208	171	137	103
27		280	224	184	148	112
30		310	250	205	164	125
35				239	205	145

Landscaping, Levelling, Seedbed Prep - Target RPM from 175-260

Large debris removal, Rock windrowing - Target RPM from 110-140

Sweeping - Target RPM 210

* Schulte Industries Ltd. reserves the right to adjust prices and/or surcharges at any time.

* Prices subject to any applicable taxes.

* Prices and surcharges are those in effect at time of shipment.



This list supersedes all previous lists.

Effective July 24, 2023

USA

MACHINE PRICES AND SPECIFICATIONS

SMR-600 Multi Skid-steer Windrower/Landscape Rake

SPECIFICATIONS

Weight (approximate)	1600 lbs (725 kg)	Drum width	73" (1.85m)
Transport width	88" (2.23m)	Tires	23" forklift (58 cm)

~ ~ **Selection 1 ~ Choose a Basic Unit** ~ ~

USA LIST

R700-100	Skid-steer Windrower Base Unit	6,451.00
----------	--------------------------------	----------

~ ~ **Selection 2 ~ Choose One Correct Harness (With Hydraulic Rotating Opt only)** ~ ~

R500-315	Interface Harness, JCB/Takeuchi	295.00
R500-320	Interface Harness, Volvo	295.00
R500-325	Interface Harness, Kubota	295.00
R500-330	Interface Harness for CNH	295.00
R500-335	Interface Harness for Cat (14 pin)	295.00
R500-340	Interface Harness for JohnDeere	295.00
R500-345	Electric Harness With Switch Box	758.00
R500-350	Interface Harness for Bobcat	1,577.00

~ ~ **Selection 3 ~ Choose Drum Configuration** ~ ~

R700-115	Standard Drum with Replaceable Teeth	3,876.00
	<i>Add Replacement Teeth</i>	
R700-120	2.5 Inch 450 BHN Steel Replaceable Teeth <i>or</i>	1,241.00
R700-125	4 Inch 450 BHN Steel Replaceable Teeth	1,565.00

~ ~ **Selection 4 ~ Choose Mount** ~ ~

R500-130	Standard Rigid Mount	1,611.00
R500-135	Floating Mount	2,905.00

~ ~ **Selection 5 ~ Choose Wheel Option (must pick)** ~ ~

R500-610	Standard Wheels	3,181.00
----------	-----------------	----------

~ ~ **Selection 6 ~ Choose Rotation** ~ ~

R700-215	Hydraulic Rotating option	3,420.00
R500-210	Manual Pivot Option	608.00

~ ~ **Selection 7 ~ Choose Flow Option** ~ ~

R500-215	Drive Option 8.0 CU.IN. Motor	1,418.00
R500-220	Drive Option 15.0 CU.IN. Motor	2,285.00
R500-225	Drive Option 9.9 CU.IN. Motor	2,202.00
R500-240	Drive Option 12.5 CU.IN. Motor	2,248.00
R500-230	Drive Option 19.0 CU.IN. Motor	2,332.00
R500-235	Drive Option 24.0 CU.IN. Motor	2,482.00

Assembly

Net 200.00

Use this flow chart to determine the proper Drive option

GPM @2500PSI	MOTOR SIZE (CU.IN.)					
	8	9.9	12.5	15	19	24
18	240	183	147	122	97	73
20	264	206	167	136	109	82
22	290	227	182	150	120	90
25	332	259	208	171	137	103
27		280	224	184	148	112
30		310	250	205	164	125
35				239	205	145

Landscaping, Levelling, Seedbed Prep - Target RPM from 175-260
Large debris removal, Rock windrowing - Target RPM from 110-140

* Schulte Industries Ltd. reserves the right to adjust prices and/or surcharges at any time.
* Prices subject to any applicable taxes.
* Prices and surcharges are those in effect at time of shipment.